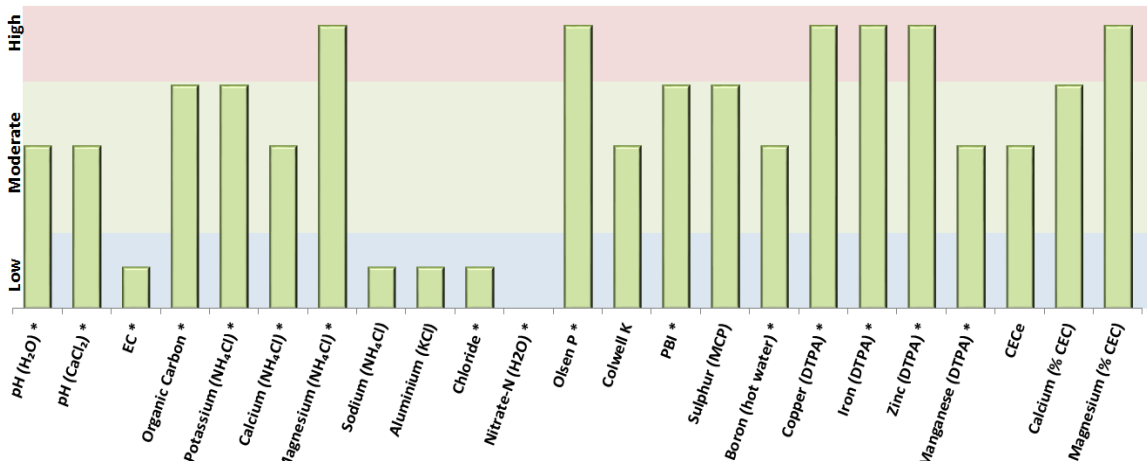


Client Details			
Client	EXAMPLE CLIENT	Order number	161214
Grower	Example Grower	Paddock	BLK 2ND
Date received	18/01/17	Date reported	25/01/17
Sample number	17001597	Sample depth (cm)	30
Lab code	SR47	Client agronomist	Example Agronomist

Analysis Report		
Analyte	Result	Status
pH (H ₂ O) *	6.72 (pH)	Moderate
pH (CaCl ₂) *	6.33 (pH)	Moderate
EC *	0.12 dS/m	Very Low
Organic Carbon *	4.09 %	High
Potassium (NH ₄ Cl) *	0.86 meq/100g	High
Calcium (NH ₄ Cl) *	9.33 meq/100g	Moderate
Magnesium (NH ₄ Cl) *	2.14 meq/100g	Very High
Sodium (NH ₄ Cl)	0.29 meq/100g	Very Low
Aluminium (KCl)	0.13 meq/100g	Very Low
Chloride *	33.9 ppm	Very Low
Nitrate-N (H ₂ O) *	15.0 ppm	#N/A
Olsen P *	81.2 ppm	Very High
Colwell K	195.7 ppm	Moderate
PBI *	554.0 units	High
Sulphur (MCP)	14.0 ppm	High
Boron (hot water) *	0.73 ppm	Moderate
Copper (DTPA) *	19.00 ppm	Very High
Iron (DTPA) *	98.98 ppm	Very High
Zinc (DTPA) *	15.93 ppm	Very High
Manganese (DTPA) *	3.21 ppm	Moderate
CECe	12.62 meq/100g	Moderate
Calcium (% CEC)	73.92 %	High
Magnesium (% CEC)	16.95 %	Very High
Potassium (% CEC)	6.83 %	Very High
Sodium (% CEC)	2.31 %	
Ca:NO ₃ ratio	3.11 (ratio)	



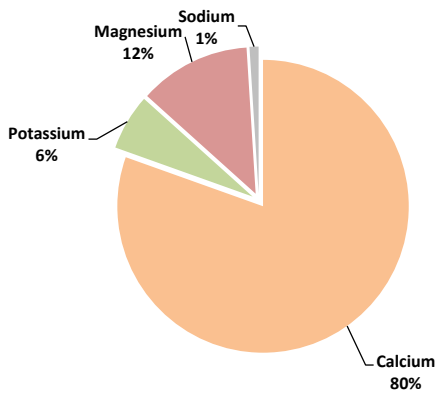
Recommendations

This space can be used by agronomists and advisors to report to growers their ideas, interpretations and recommendations

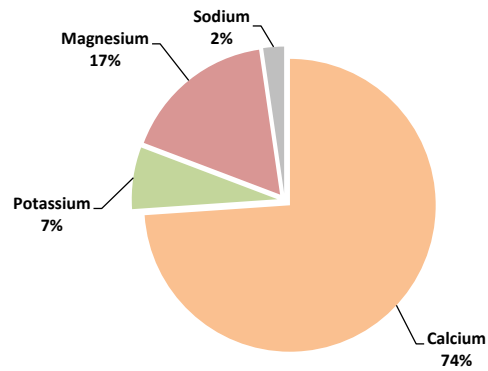
There is scope to add product recommendations on the next page, and a table that calculates total inputs in kg/Ha based on applied rates and composition of nearly 300 products available on drop-down menus.

See comments for paddock 2 concerning retention of text entered by paddock in this text box.

Soil Cation Ratios (as % of CEC)

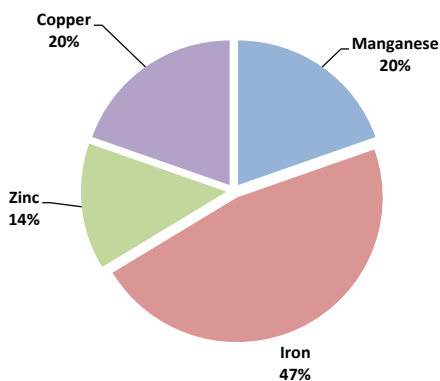


Desirable Levels

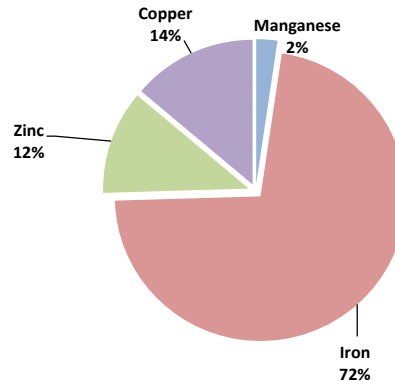


Measured Levels

Soil Micronutrient Ratios (as % of total)



Desirable Levels



Measured Levels

