

WHEAT

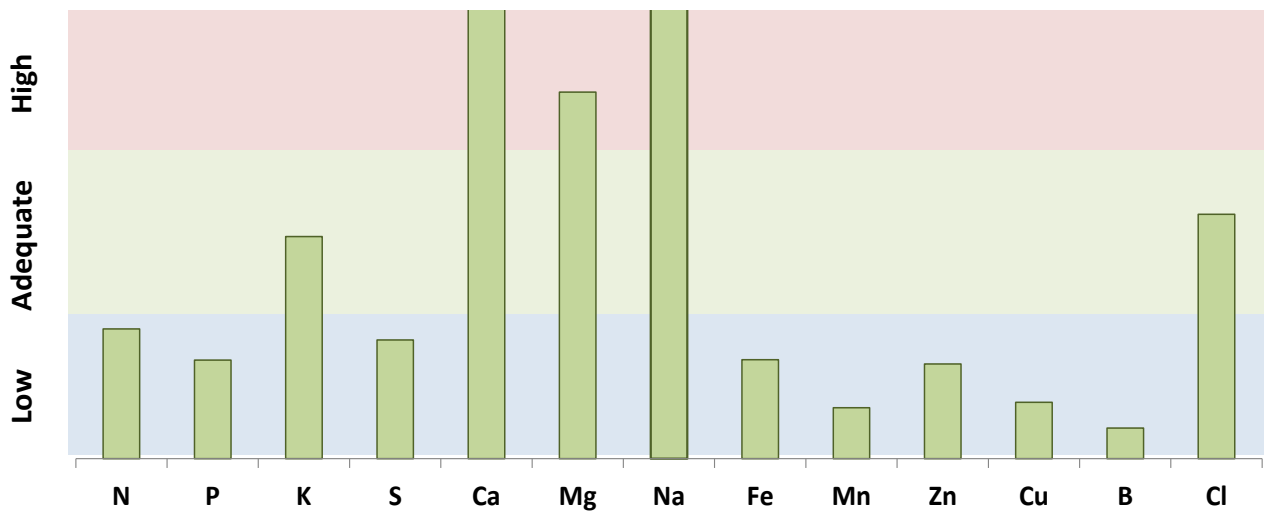
Select the paddock you wish to view results for by using this drop-down feature (this allows multiple results to be stored on one report)

Client Details			
Client:	Example Consultant	Order ref:	
Grower:	Bill Farmer	Date reported:	30/12/13
Sampling date:	27/12/13	Client agronomist:	Andrew Gronomist
Paddock:	Hill Paddock		

*Growth stage sampled: Late Tillering

Analysis Report			
Analyte	Result	Published Standard	Status
Nitrogen	2.57 %	3.50 to 5.40 %	Low
Nitrate-N	21.55 mg/kg	Unavailable	
Phosphorus	0.18 %	0.30 to 0.50 %	
Potassium	3.16 %	2.40 to 4.00 %	
Sulphur	0.15 %	0.15 to 0.40 %	
Calcium	1.23 %	0.21 to 0.40 %	
Magnesium	0.35 %	0.13 to 0.30 %	
Sodium	0.66 %	0.01 to 0.50 %	
Iron	44.00 mg/kg	50.00 to 150.00 mg/kg	
Manganese	36.85 mg/kg	25.00 to 300.00 mg/kg	Adequate
Zinc	17.89 mg/kg	15.00 to 70.00 mg/kg	Adequate
Copper	6.89 mg/kg	5.00 to 50.00 mg/kg	Adequate
Boron	1.02 mg/kg	5.00 to 10.00 mg/kg	Low
Aluminium	115.20 mg/kg	Unavailable	Unavailable
Chloride	1.14 %	0.10 to 2.00 %	Adequate

The growth stage supplied on the sample information label will appear here. If no growth stage information is provided, this will default to the growth stage recommended in AgVita's Plant Response Sampling Guidelines



AgVita Analytical is an ASPAC and ISO-9001:2015 accredited Laboratory



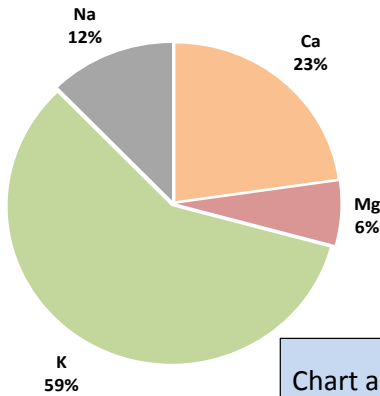
Analysis by AgVita Analytical
 The information within this report should be used as part of a crop-monitoring program and under consideration of particular production conditions. Desirable levels are derived from ongoing research carried out by AgVita Analytical Pty Ltd. The interpretation of analytical results presumes specific sampling, sample handling, extraction and analytical procedures. Results may be incompatible with interpretation aides developed via different procedures. AgVita Analytical Pty Ltd and its employees or agents will not be liable for any loss or damage arising from application or interpretation of the data supplied. Please seek guidance on local interpretations and recommendations from your agronomist.



WHEAT

Key Ratios

Cation Ratio (Measured)



Cation Ratio (Published Standard)

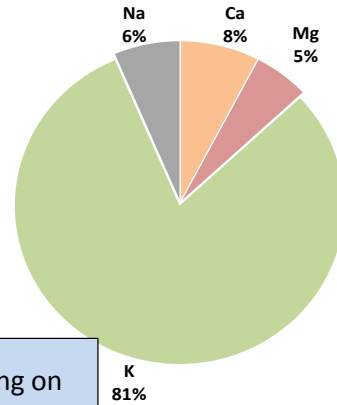
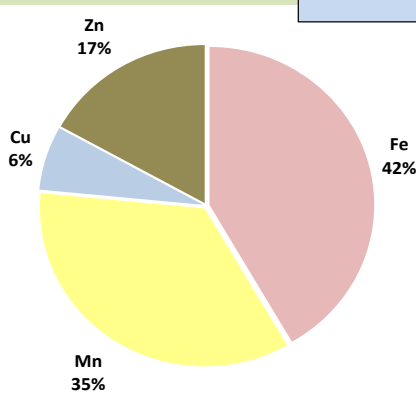
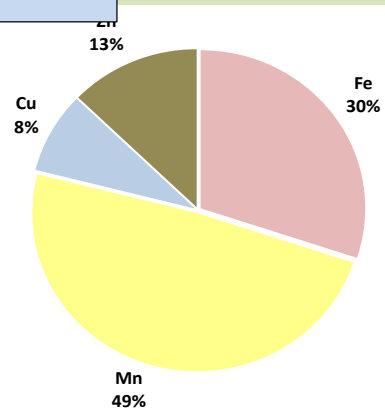


Chart appearance will vary depending on the analytes you have selected, and the currently available published standards for

Micronutrient Ratio (Measured)



Micronutrient Ratio (Published Standard)



Recommendations

Your comments, recommendations and interpretations can be entered in to this text box. If you select other paddocks to view, the comments will be saved to the appropriate paddock.