

Select the paddock you wish to view results for by using this drop-down feature (this allows multiple results to be stored on one report)

Client Details	
Client: EXAMPLE CLIENT	Order number: 1005-13
Grower: EXAMPLE GROWER	Paddock: BLOCK 2 (Sampled: 17/01/2014)
Rec. date: 17/01/14	Date reported: 24/01/14
Sample ID: 2	Sample depth (cm): 20
Lab code	Client agronomist: AGRONOMIST
Crop	Soil Type: Heavy Soil

If your soil test includes an N-Check component (eg ES25, NC88) then results will appear here.

N-Check Results			
Nitrate:	7.15ppm	Nitrate:	13.00kg/ha
Ammonium:	0.65ppm	Ammonium:	2.10kg/ha
Bulk Density:	1.04g/cm	Rootzone moisture:	24.00mm
		Total available N:	15.10kg/ha
		Total req. N (kg/ha):	40
		% Moisture:	6.60% W/W

expressSoil Results				
Analyte	Units	Result	Optimal R	
pH (H ₂ O)	(pH)	7.26	6 - 7	
pH (CaCl ₂)	(pH)	6.81	5.2 - 6	
EC	dS/m	0.07	0 - 0.1	
Lime requirement	t/ha	0.00		
ESI	units	0.05		Satisfactory
Total Carbon	%	1.55		
Total Nitrogen	%	0.21		
Carbon:Nitrogen Ratio	(ratio)	7.38		
Organic Matter	%	2.66		Low
Phosphorus	ppm	12.30	40 - 90	Very Low
Potassium	ppm	55.20	245 - 400	Very Low
Sulphur	ppm	12.60	12 - 45	Satisfactory
Calcium	ppm	1114.30	1950 - 3450	Low
Magnesium	ppm	214.20	220 - 440	Low
Sodium	ppm	155.00	32 - 115	
Chloride	ppm	45.10	0 - 200	Satisfactory
Zinc	ppm	1.95	2.2 - 11	Low
Copper	ppm	0.74	2.5 - 10	Very Low
Boron	ppm	0.77	2.2 - 6	Very Low
Manganese	ppm	51.60	18 - 70	Satisfactory
Iron	ppm	255.40	40 - 250	High
CECe	meq/100g	8.15		
Calcium	meq/100g	5.6 (68.3%CEC)	9.7 - 17.2	Low
Potassium	meq/100g	0.1 (1.8%CEC)	0.6 - 1.0	Very Low
Magnesium	meq/100g	1.8 (21.7%CEC)	1.8 - 3.6	Low
Sodium	meq/100g	0.7 (8.2%CEC)	0.1 - 0.5	
Base Saturation	%	100.00	80 - 87	High
Exchangeable Acidity	meq/100g	9.00	13 - 20	Low
Aluminium Saturation	%	0.00		
Ca:Mg Ratio	(ratio)	5.20	3 - 5	High
K:Mg Ratio	(ratio)	0.26	0.3 - 0.5	Low

Type in your required amount of Nitrogen (all forms, in kg/ha) here, to activate the calculation in the table on page 2

The appearance of this table will vary depending on the analytes you have selected (test code) and the optimal ranges for those analytes (which is automatically loaded, based on the soil CEC).

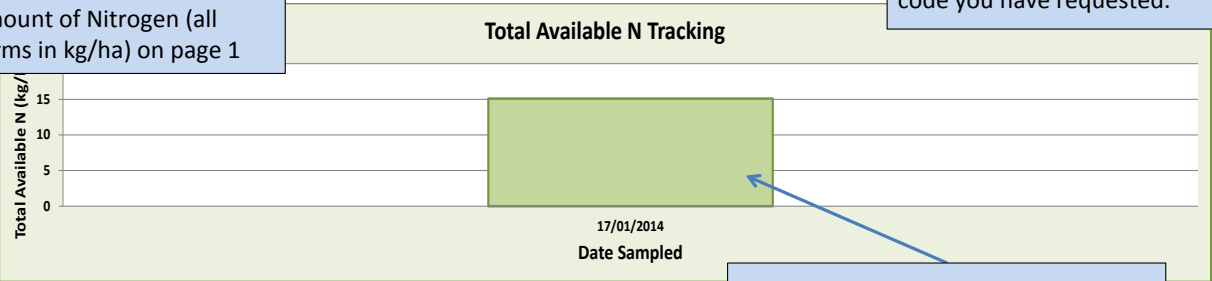
Nutrient Status and Imbalances

	Desired Level (kg/ha)	Measured Level (kg/ha)
Phosphorus	32.8	6.2
Potassium	162.5	27.8
Sulphur	14.36	6.35
Calcium	1360.8	561.6
Magnesium	166.3	108.0
Boron	2.1	0.4
Iron	73.08	128.72
Manganese	22.2	26.0
Copper	3.2	0.4
Zinc	3.3	1.0
Nitrogen	40.00	15.10



This cell is populated by your entry of required amount of Nitrogen (all forms in kg/ha) on page 1

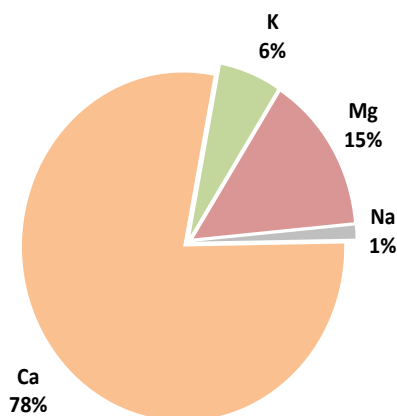
Chart appearance will vary depending on the analysis code you have requested.



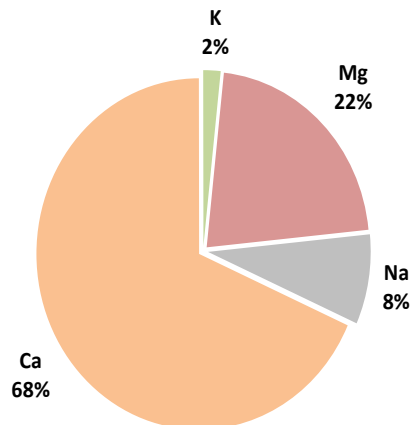
N-check history (NO₃ + NH₄ in kg/Ha) for your paddock is displayed here when included in the analysis.

Soil Cation Composition (as % CECe)

Desirable Levels



Measured Levels



AgVita Analytical is an ASPAC and ISO-9001 accredited Laboratory



The information within this report should be used as part of a particular production conditions. Desirable levels are derived from ongoing research carried out by AgVita Analytical Pty Ltd. The interpretation of analytical results presumes specific sampling, sample handling, extraction and analytical procedures. Results may be incompatible with interpretation aides developed via different procedures. Graphical presentation of data in this report does not constitute a recommendation or interpretation by AgVita. All graphical data is displayed as a statistical representation only of analytical results against levels either developed by AgVita or in published literature. AgVita Analytical Pty Ltd and its employees or agents will not be liable for any loss or damage arising from application or interpretation of the data supplied. Please seek guidance on local interpretations and recommendations from your agronomist or consultant.



Recommendations

Recommendations:

Your comments, recommendations and interpretations can be entered in to this text box. If you select other paddocks to view, the comments will be saved to the appropriate paddock.

Commonly used fertilisers and ameliorants can be selected from the drop-down menus (ie Product & Timing) and a Rate can be entered which then calculates the amount of each macro nutrient in kg/ha. This allows Agronomists and Consultants to make recommendations to their growers on this sheet. Recommendations here are not saved to a paddock, so please save the worksheet prior to making additional selections.

Recommended Soil Ameliorant Applications

Product	Timing	Rate (kg/ha)	Comments

Recommended Fertiliser Applications

Product	Timing	Rate (kg/ha)	N	P	K	S	Ca	Mg	Additional
Calcium Nitrate	ASAP	100	15.5				19.0		
NPKS 11-13-19-1	At Planting	50	5.5	6.5	9.5	0.5			

Please be careful not to delete formula from these unprotected cells, or the calculations below will not display correctly

Total nutrient application (kg/ha): 21.0 6.5 9.5 0.5 19.0

Client	Date Received	Lab Number	Sample Number	Grower	Click to Sort By Paddock	Crop	Growth Stage	P(mg/kg)	K(mg/kg)	Ca(mg/kg)	Mg(mg/kg)
EXAMPLE CLIENT	17/01/14	14005589	1	EXAMPLE GROWER	BLOCK 1	Soil		40.6	69.7	1698.2	323.2
EXAMPLE CLIENT	17/01/14	14005590	2	EXAMPLE GROWER	BLOCK 2	Soil		12.3	55.2	1114.3	214.2

If your soil test includes any historic as well as current N-Check results, please click on the yellow *Sort by Paddock* button so the graph on page 2 of the *Client Report* displays correctly